


Student Loan Consolidation : Obtaining Your Student Loan Information

Thank you for your student loan consolidation application request with the Student Loan Network and StudentLoanConsolidator.com! As a result of recent changes at the Department of Education, you'll need to provide your student loan information with your consolidation application. This short guide should help you provide that information easily and accurately.

A Personal Identification Number (PIN) is required in order for you to access your student loan information with the Department of Education, which is in turn required to accurately process your student loan consolidation application. Obtaining your PIN is a relatively simple process.

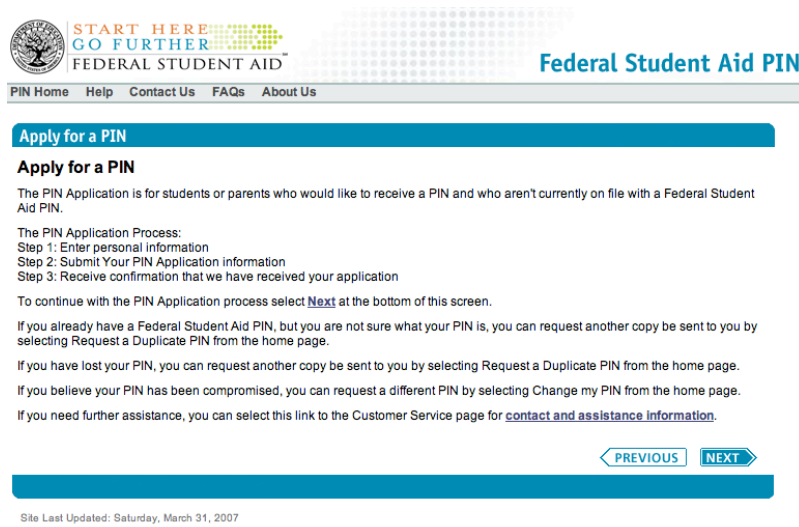
If you filed your FAFSA recently, you can use the same PIN for the National Student Loan Data System (NSLDS) that you used for the FAFSA and skip to step 5. If you don't remember it, or it's been more than a year since you filed your FAFSA, use this guide to help you get a new PIN.

1. Start by visiting: <http://www.PIN.ed.gov> on the Web. Click on Apply Now.




The screenshot shows the homepage of the Federal Student Aid PIN website. At the top left is the logo with the text "START HERE GO FURTHER FEDERAL STUDENT AID". To the right is the title "Federal Student Aid PIN". Below the title is a navigation menu with links: "PIN Home", "Help", "Contact Us", "FAQs", and "About Us". On the left side, there is a vertical menu with options: "Apply For A PIN", "Check PIN Status", "Request A Duplicate PIN", "Change My PIN", "Update My Personal Information", "Disable My PIN", "Reestablish My PIN", and "Activate My PIN". Below this menu are "Helpful Links" including "Student Aid on the Web" and "Links to Federal Student Aid Electronic Services". The main content area features a large heading "Welcome to the Federal Student Aid PIN Web site" with a graphic of blue dots. Below this is a text block explaining the site's purpose and a blue button labeled "Apply For a PIN". A smaller box on the right contains the text "The PIN Application is for students and parents to apply for a new Federal Student Aid PIN." with a blue button labeled "APPLY NOW". At the bottom, there is a footer with "FOIA | Privacy | Security | Notices" and "WhiteHouse.gov | USA.gov | ED.gov".

2. Read the privacy notice, then click Next.



The screenshot shows the "Apply for a PIN" page on the Federal Student Aid PIN website. At the top left is the logo with the text "START HERE GO FURTHER FEDERAL STUDENT AID". To the right is the title "Federal Student Aid PIN". Below the title is a navigation menu with links: "PIN Home", "Help", "Contact Us", "FAQs", and "About Us". The main heading is "Apply for a PIN". Below this is the text "The PIN Application is for students or parents who would like to receive a PIN and who aren't currently on file with a Federal Student Aid PIN." followed by "The PIN Application Process:" and three steps: "Step 1: Enter personal information", "Step 2: Submit Your PIN Application information", and "Step 3: Receive confirmation that we have received your application". Below this is the instruction "To continue with the PIN Application process select [Next](#) at the bottom of this screen." followed by three paragraphs of instructions: "If you already have a Federal Student Aid PIN, but you are not sure what your PIN is, you can request another copy be sent to you by selecting Request a Duplicate PIN from the home page.", "If you have lost your PIN, you can request another copy be sent to you by selecting Request a Duplicate PIN from the home page.", and "If you believe your PIN has been compromised, you can request a different PIN by selecting Change my PIN from the home page." The final paragraph says "If you need further assistance, you can select this link to the Customer Service page for [contact and assistance information](#)." At the bottom, there are two blue buttons: "PREVIOUS" and "NEXT". At the very bottom, there is a footer with "Site Last Updated: Saturday, March 31, 2007".

3. Fill out the PIN form. Make sure you include a working email address.

 **Federal Student Aid PIN**

PIN Home Help Contact Us FAQs About Us

Apply for a PIN

Step 1: Entry of Personal Information

By telling us your Social Security Number, your last and first name, your date of birth, and your address, you are certifying that you are the person identified by those items. If you are not that person, you are not authorized to apply for this PIN or update your PIN e-mail or mailing address, and you should exit this form now. If you purposely certify to false or misleading information, you may be fined \$20,000, sent to prison, or both.


If you provide your e-mail address your PIN will be delivered to you electronically. You will be sent an e-mail once your PIN request is processed. To add security to your PIN retrieval process, you must select a challenge question and provide a challenge answer. You will be required to provide your challenge answer in order to retrieve your PIN.

Please answer the questions and select **Next** at the bottom of the page.

What is your Social Security Number? Enter the SSN that is printed on your Social Security Card. Enter this number without dashes. For example enter, 123456789	<input type="text"/>
Reenter your Social Security Number: Reenter your SSN to verify that it is correct.	<input type="text"/>
What is your last name?	<input type="text"/>
What is your first name?	<input type="text"/>
What is your middle initial?	<input type="text"/>
What is your date of birth? Please enter this date in "mm/dd/yyyy" format. For example, 08/17/1975 for August 17, 1975.	<input type="text"/>
What is your street address?	<input type="text"/>
What is your city?	<input type="text"/>
What is your state?	Select <input type="text"/>
What is your ZIP Code?	<input type="text"/>
What is your e-mail address? (Optional) Select this link for additional information about providing an e-mail address. If you leave the e-mail address blank your PIN will be mailed to you via postal mail.	<input type="text"/>
Please re-enter to confirm the e-mail address: Note: some e-mail systems differentiate between capital and lower case letters. Make sure you type in your e-mail address exactly as it would be recognizable by your e-mail provider. Some e-mail providers may require an e-mail address to be listed in your e-mail address book before allowing delivery of messages to your inbox from that e-mail address. To ensure that your PIN e-mail notification is delivered to your inbox, please enter our originating e-mail address, federalstudentaid@pin.gov , into your address book.	<input type="text"/>
Select a challenge question:	Select <input type="text"/>
Enter your answer to the challenge question (differentiate between capital and lower case letters):	<input type="text"/>
Re-enter your answer to the challenge question:	<input type="text"/>

[PREVIOUS](#) [NEXT](#)

4. Agree to the terms. Remember, to protect your privacy and reduce the possibility of identity theft, NEVER share your PIN, even with the Student Loan Network.

 **Federal Student Aid PIN**

PIN Home Help Contact Us FAQs About Us

Apply for a PIN

Step 2: Submit Your PIN Application Information

Please read before you proceed.

By submitting this application, you agree not to disclose or share your PIN with anyone. Your PIN serves as your electronic signature and provides access to your personal records and is used to make binding legal obligations. You also agree to keep your PIN in a safe location and notify Federal Student Aid immediately if your PIN is lost or stolen. You may notify us by contacting Customer Service at 1-800-4-FED-AID (1-800-433-3243). You may also change your PIN or disable your PIN from the PIN Web site.

If you agree to these terms select 'I agree not to share my PIN'.	<input type="radio"/> I agree not to share my PIN
	<input checked="" type="radio"/> I Disagree

If you do not agree to the conditions, select [Cancel](#).

Within three business days of your PIN request we will send, to the e-mail address you provided, a notice that your PIN is ready and how you can electronically retrieve it. For security purposes, your PIN will be available for online retrieval for only 14 days from the date you submitted your PIN request. If you do not retrieve your PIN within 14 calendar days, you should go to the PIN home site at www.PIN.ed.gov to find information on how to submit a new PIN request.

Please confirm the e-mail address below is correct.

cspenn@gmail.com

If this e-mail address is incorrect, please use the [Previous](#) button below and correct your e-mail address. If this e-mail address is correct, please select [Submit My PIN Application](#) to submit your form. When your PIN Application is successfully received, we will display for you a confirmation page with a unique confirmation number. If you do not receive a confirmation number, the U.S. Department of Education has not received your PIN Application.

[CANCEL](#) [PREVIOUS](#) [SUBMIT MY PIN APPLICATION](#)

Site Last Updated: Saturday, March 31, 2007

[Privacy](#)

You'll receive your PIN via email in about 2 days. Once you have your PIN, you'll be able to log onto the NSLDS web site and obtain your student loan information.

5. Visit NSLDS at <http://www.NSLDS.ed.gov> on the Web.

START HERE
GO FURTHER
FEDERAL STUDENT AID

National Student Loan Data System (NSLDS) for Students

Financial Aid Review | Glossary of Terms | Browser Information/Setup | FAQs | Contact Us

Hurricane Information

NSLDS STUDENT ACCESS

National Student Loan Data System

Retrieve Your Loan Information

The National Student Loan Data System (NSLDS) is the U.S. Department of Education's (ED's) central database for student aid. NSLDS receives data from schools, guaranty agencies, the Direct Loan program, the Pell Grant program, and other Department of ED programs. NSLDS Student Access provides a centralized, integrated view of Title IV loans and Pell grants so that recipients of Title IV Aid can access and inquire about their Title IV loans and/or Pell grant data.

[FINANCIAL AID REVIEW](#)

FOIA | Privacy | Security | Notices | WhiteHouse.gov | USA.gov | ED.gov

6. Read the privacy notice and click Accept.

START HERE
GO FURTHER
FEDERAL STUDENT AID

National Student Loan Data System (NSLDS) for Students

Financial Aid Review | Glossary of Terms | Browser Information/Setup | FAQs | Contact Us

Your privacy is very important to us. You will be asked to provide us with information, including your Social Security Number, that is protected by the Privacy Act of 1974 (as amended). Under the Higher Education Act of 1965, as amended, we are allowed to ask for this information to determine that you are a Title IV aid recipient and to ensure that unauthorized individuals are not able to access your personal financial data.

This portion of the web site employs Secure Socket Layers (SSL) to protect the information you provide us. SSL allows us to encrypt that information using public key cryptography, and thus ensure that no one can intercept it during transmission or otherwise misuse it.

By selecting the "Accept" button below, I acknowledge that I have read and understand the information on this screen and I am ready to proceed with accessing my account.

[Accept](#) | [Decline](#)

FOIA | Privacy | Security | Notices | WhiteHouse.gov | USA.gov | ED.gov

7. You'll be asked what kind of encryption you want. If you are surfing the Web with Firefox, choose the left option. If you are surfing the Web with Internet Explorer, choose the right option. If you're not sure, choose the one on the right.

START HERE
GO FURTHER
FEDERAL STUDENT AID

National Student Loan Data System (NSLDS) for Students

Financial Aid Review | Glossary of Terms | Browser Information/Setup | FAQs | Contact Us

Do You Want 128-bit Encryption?

You may be using a browser that does not support 128-bit encryption. When configuring your browser, you may choose to use 40-bit, 56-bit, or 128-bit encryption to protect your information. If you choose to use 40-bit or 56-bit, your account information will still be secure, but if you want the strongest encryption available on the Internet, you will need a browser that is capable of encryption at 128 bits such as Netscape Navigator 7.x, or Microsoft Internet Explorer 6.x. You can download one of these browsers by going to one of the links below. If you have difficulties or questions, please consult our [Browser Information](#) page.

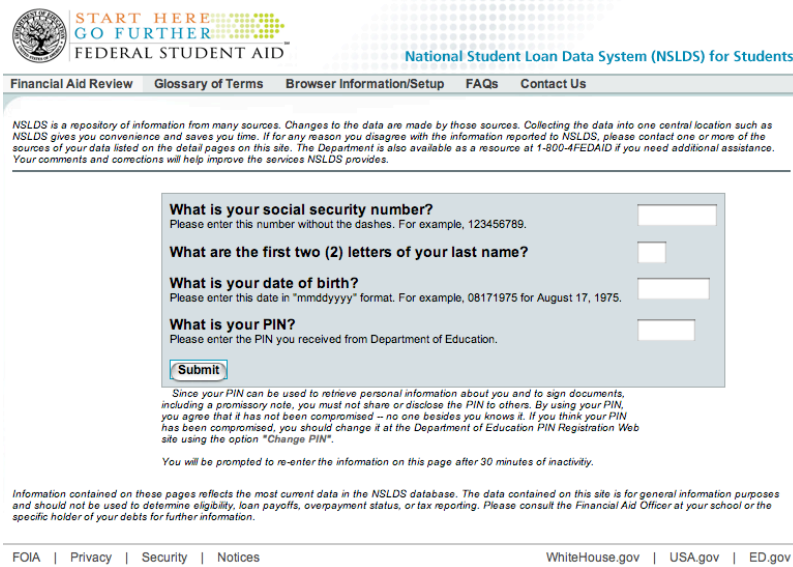
[128-bit Netscape](#) | [128-bit Internet Explorer](#)

If you are comfortable with your browser's current security configuration, click Accept to continue.

[Accept](#) | [Decline](#)

FOIA | Privacy | Security | Notices | WhiteHouse.gov | USA.gov | ED.gov

8. Log in with your PIN and other identifying information.



START HERE GO FURTHER
FEDERAL STUDENT AID

National Student Loan Data System (NSLDS) for Students

Financial Aid Review | Glossary of Terms | Browser Information/Setup | FAQs | Contact Us

NSLDS is a repository of information from many sources. Changes to the data are made by those sources. Collecting the data into one central location such as NSLDS gives you convenience and saves you time. If for any reason you disagree with the information reported to NSLDS, please contact one or more of the sources of your data listed on the detail pages on this site. The Department is also available as a resource at 1-800-4FEDAID if you need additional assistance. Your comments and corrections will help improve the services NSLDS provides.

What is your social security number?
Please enter this number without the dashes. For example, 123456789.

What are the first two (2) letters of your last name?

What is your date of birth?
Please enter this date in "mmddyyyy" format. For example, 08171975 for August 17, 1975.

What is your PIN?
Please enter the PIN you received from Department of Education.

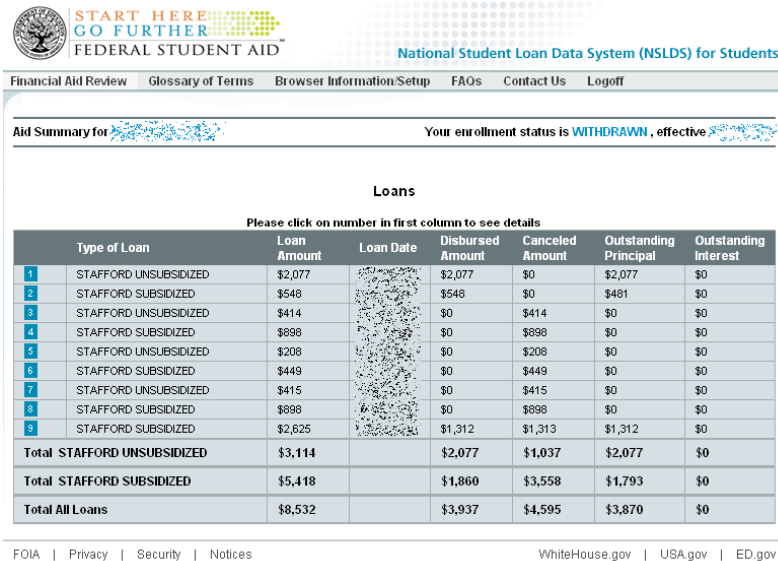
Since your PIN can be used to retrieve personal information about you and to sign documents, including a promissory note, you must not share or disclose the PIN to others. By using your PIN, you agree that it has not been compromised -- no one besides you knows it. If you think your PIN has been compromised, you should change it at the Department of Education PIN Registration Web site using the option "Change PIN".

You will be prompted to re-enter the information on this page after 30 minutes of inactivity.

Information contained on these pages reflects the most current data in the NSLDS database. The data contained on this site is for general information purposes and should not be used to determine eligibility, loan payoffs, overpayment status, or tax reporting. Please consult the Financial Aid Officer at your school or the specific holder of your debts for further information.

FOIA | Privacy | Security | Notices | WhiteHouse.gov | USA.gov | ED.gov

9. On your personal NSLDS homepage, you'll be presented with a list of your loans and current status. Print this page.



START HERE GO FURTHER
FEDERAL STUDENT AID

National Student Loan Data System (NSLDS) for Students

Financial Aid Review | Glossary of Terms | Browser Information/Setup | FAQs | Contact Us | Logoff

Aid Summary for XXXXXXXXXX Your enrollment status is **WITHDRAWN**, effective XXXX/XX/XX

Loans

Please click on number in first column to see details

	Type of Loan	Loan Amount	Loan Date	Disbursed Amount	Canceled Amount	Outstanding Principal	Outstanding Interest
1	STAFFORD UNSUBSIDIZED	\$2,077	XXXXXXXXXX	\$2,077	\$0	\$2,077	\$0
2	STAFFORD SUBSIDIZED	\$548	XXXXXXXXXX	\$548	\$0	\$481	\$0
3	STAFFORD UNSUBSIDIZED	\$414	XXXXXXXXXX	\$0	\$414	\$0	\$0
4	STAFFORD SUBSIDIZED	\$898	XXXXXXXXXX	\$0	\$898	\$0	\$0
5	STAFFORD UNSUBSIDIZED	\$208	XXXXXXXXXX	\$0	\$208	\$0	\$0
6	STAFFORD SUBSIDIZED	\$449	XXXXXXXXXX	\$0	\$449	\$0	\$0
7	STAFFORD UNSUBSIDIZED	\$415	XXXXXXXXXX	\$0	\$415	\$0	\$0
8	STAFFORD SUBSIDIZED	\$898	XXXXXXXXXX	\$0	\$898	\$0	\$0
9	STAFFORD SUBSIDIZED	\$2,625	XXXXXXXXXX	\$1,312	\$1,313	\$1,312	\$0
Total STAFFORD UNSUBSIDIZED		\$3,114		\$2,077	\$1,037	\$2,077	\$0
Total STAFFORD SUBSIDIZED		\$5,418		\$1,860	\$3,558	\$1,793	\$0
Total All Loans		\$8,532		\$3,937	\$4,595	\$3,870	\$0

FOIA | Privacy | Security | Notices | WhiteHouse.gov | USA.gov | ED.gov

